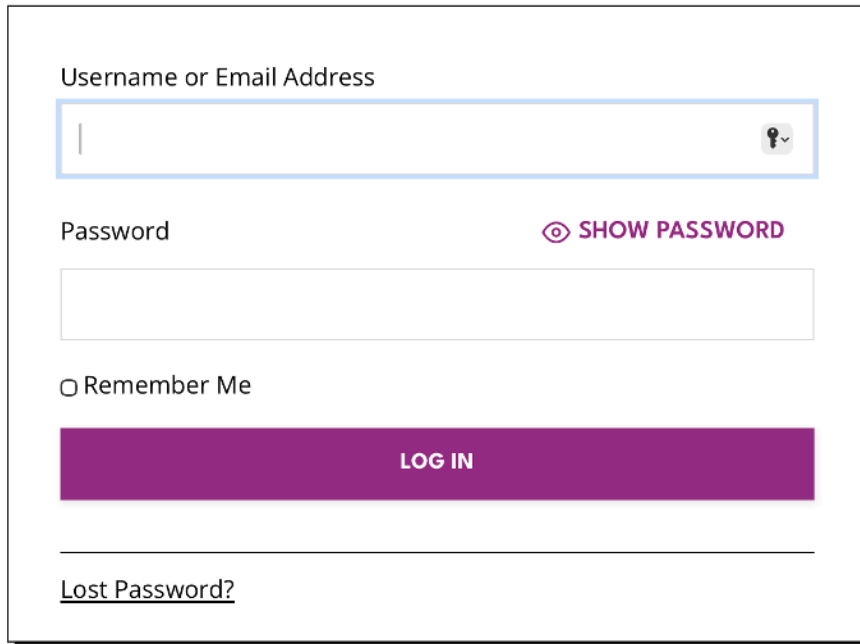


# Logging In to the new Ladysmith Arts Website



Username or Email Address

Password [SHOW PASSWORD](#)

Remember Me

**LOG IN**

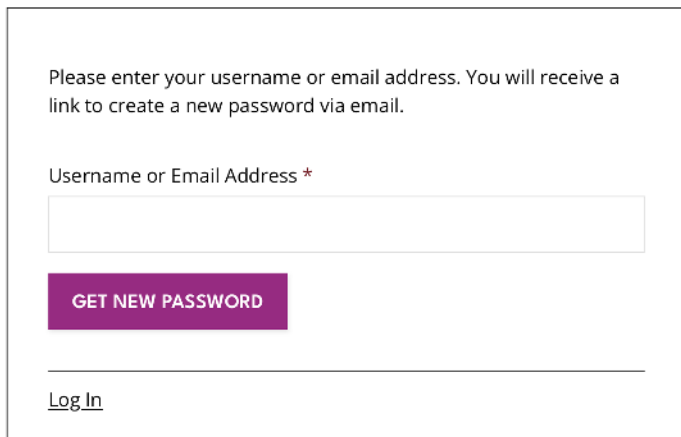
---

[Lost Password?](#)

If you've already set your password simply enter the email address associated with your membership and press Log In.

If it's your first time logging in to the new website, **Lost Password.**

Don't have a membership licence? Sign up for one [here](#).



Please enter your username or email address. You will receive a link to create a new password via email.

Username or Email Address \*

**GET NEW PASSWORD**

---

[Log In](#)

Enter your email address and click on Get New Password.


Check your email for a link to reset your password. If the email does not arrive, check your Junk or Spam folder.

If its not there, try again or call us for assistance at: **250-245-1252**

# Enter a Members Show

In the ARTIST PORTAL you can respond to a CALL FOR ENTRY to enter a member show.

## UPCOMING MEMBER SHOWS



### COLOUR ME A MELODY

A celebration of art inspired by the music that moves us.

**Show Dates:** July 1, 2026 - July 22, 2026

**Submission Entry Due:** June 15, 2026

**Pieces Allowed:** 3

**Intake:** June 29, 2026 10:00 am - 3:00 pm

**Outtake:** July 22, 2026 10:00 am - 12:00 pm

[SUBMIT ARTWORK](#)

Click on Submit Artwork for an Upcoming Member Show.

Items you have already entered will be shown on the next screen. If you are ready to make an entry click on Add Artwork to see the entry form.

ARTWORK TITLE (Required)

HEIGHT (IN) (Required)      WIDTH (IN) (Required)      DEPTH (IN) (Required)

MEDIUM (Required)      PRICE (\$) (Required)

ARTWORK IMAGE (Required)

Choose File: no file selected

Accepted file types: jpg, jpeg, png, webp. Max. file size: 3 MB.

PHOTO CREDIT

ARTWORK TYPE (Required)      ARTWORK FRAME (Required)

2D       FRAMED

3D HANGING       UNFRAMED

3D STANDING

ARTIST STATEMENT (OPTIONAL)

PARAGRAPH

[CANCEL](#)      [ADD ENTRY](#)

Notice that you don't have to enter your personal details, just the details of the artwork!

Click Add Entry when done. Repeat this for the number of pieces you are entering - you will not be able to enter more than the number allowed for this show.

## ARTWORK ENTRIES


Item #	Artwork Title	Artist Statement (Optional)	Height (in)	Width (in)	Depth (in)	Medium
There are no entries.						
<a href="#">ADD ENTRY</a>						

When you have completed your entries be sure to click the Members Show Submission consent check box and sign your name using your mouse, trackpad or touch screen. And don't forget to press **Submit!**

**Member Show Submission Consent** (Required)

I have read and agree to the [Member Show Submission Terms and Conditions](#)

**Signature** (Required)



[SUBMIT](#)

# Sign up for a Volunteer Shift

In the Volunteer Portal, you can sign up for a specific date and time for our Volunteer Opportunities. Select **Pick a Shift** to see these.

## VOLUNTEER OPPORTUNITIES

We are a non-profit, charity organization. Without our amazing volunteers we would not be as successful as we are. There are many opportunities to volunteer!

*Please note: You must have a membership to volunteer at our Ladysmith Gallery, a committee or on our board of directors.*

MY UPCOMING SHIFTS      **PICK A SHIFT**      WHY VOLUNTEER

**GALLERY SHOW HANGING CREW**

Install artwork in the gallery. A great opportunity to learn about curating an art show. Ladder work may be required

**LADYSMITH GALLERY HOST**

Enjoy interacting with members, locals and visitors as you welcome them into the space. Answer questions and keep the gallery clean and safe for visitors.

Click on the type of opportunity you want to sign up for - note that you **must have POS training** to sign up as a Gallery Show Host.

MY UPCOMING SHIFTS      **PICK A SHIFT**      WHY VOLUNTEER

**LADYSMITH GALLERY HOST**

< > TODAY      APRIL 2026

Sun	Mon	Tue	Wed	Thu	Fri	Sat
29	30	31	1	2	3	4
5	6	7	8	9	10	11
12	13	14	15	16	17	18
19	20	21	22	23	24	25
26	27	28	29	30	1	2

Calendar details: Shifts are shown as colored boxes with times and '1 spot'. Green boxes indicate 'My Shift'. A purple arrow icon is present on the bottom right of the calendar grid.

Select a shift from the calendar. If you have already signed up, your shift will show in green as well as in the **My Upcoming Shifts** tab. You will receive an email confirmation for your shift and email reminders.